Photo Essays

TGoldmanPhotography.com

“Telling Important Stories with Pictures and Words To Make a Difference”

I’m not a photojournalist

I’m a story teller

I do this work to expand my thinking and
hopefully to do the same for readers,
i.e. *to make a difference*

Photo Essays

2014:

- Ground Zero Contradiction
- Living with MS

2015:

- Therapy Dog
- Living Trans
- Homeless Memorial Day 2015

2016:

- Depaul House: From Homeless to Hopeful
- Tattoo Convention: Prejudice Revealed
- Homeless Narrative
- The Enduring Passion for Flamenco
- NMAAHC: A Vision of Freedom Made Real
- The Oculus: Does it Fit?
- Homeless Memorial Day 2016: Looking for William

2017:

- Women's March on Washington: Intoxicating
- Muslims: A Well Kept Secret
- People of ALS: Having Hope
- Racism: Personal Stories
- Steel Pier: Oasis for Fun
- Hey-Hey; Ho-Ho: White Supremacy Has Got To GO!
- Venezia B.S.
- I'm Goin' Out For A Bike Ride
- NOLAween: A Reminder

2018:

- Name In Lights
- Emily Taylor: One Step Away
- March For Our Lives: Am I Next?
- Shelly Baer: Bold Beauty Project
- Youth Over Guns: Strong Like a Bridge
- Families Belong Together Rally
- Alisha Berry: Camp Sojourner
- Refugees: What Would Mr. Rogers Think?
- Finding the Humanity of Refugees, Part 1

2019:

- Olney Advocates: Diversity's Power to Change and Unite People
- Philadelphia Mayor Jim Kenney: Leadership from the Heart
- Finding the Humanity of Refugees, Part 2
- In Progress
  - Finding the Humanity of Refugees, Part 3
  - Finding the Humanity at the Southern Border
  - Navigating the System of Homelessness

Most deal with social justice in some way

Agenda

- Getting Story Ideas.
- Types of Stories.
- Components of a Story.
- Levels of a Story.
  - *“Homeless Memorial Day 2015”*
- What’s the Right Split Between Photos and Words?
  - *“Shoes Giving Their Lives for the Cure”…12 Images and 28 Words*
  - *“March For Our Lives: Am I Next?”… 1 Image*
- Presenting the Story.
- Final Thoughts.

Getting Story Ideas

- I think of something that interests me that might interest others- e.g. understanding homelessness.
- Someone brings me an idea.
- The story finds me.
- Stories beget other stories.
- Be creative: be serious; be funny; be newsworthy… but most of all, make it from your heart… *feel the story!*

Types of Stories

- Less risky: Those that are based solely on observation… once the idea is in place, this type of story can move quickly.

- More risky: Those that involve people… *very difficult; have to enroll and gain confidence; respect what they will and will not do, and respect them; get a release if you can… this type of story can take a long time and can fail if the person changes their mind… I have had that happen!*

Components of the Story

All of these are not explicitly required, but useful to consider as you develop your story:

- Preface: *What brings me to this story.*
- Introduction: *Teeing the story up for the reader.*
- The Story.
- Final Thoughts: *What I learned and what I hope readers will take from this story- I want to influence the reader.*
- One More Thing: *The bottom line.*

Levels of a Story

Facts

Fiction

Presenting Story- (Journalism)… ***Observation***

The Real Story- (Story Telling)… ***Interpretation***

Story-Within-The Story- (The Hidden Gem)… ***Innovation***

Photo Essay

“Homeless Memorial Day 2015”

All Three Levels

View on-line:

www.tgoldmanphotography.com/homeless-memorial-day-2015.html

164 Names

We remember and honor those homeless and formerly homeless persons who have died this year ...*

... as well as those who were homeless whose deaths have gone unnoticed.

Homeless Memorial Day 2015

Remember. Hope. Heal.

Albert Wallace
Albert Randazzo
A.W.
A.K.
A.S.
Anthony Abney
A.F.
Bobby Fortune
B.R.
B.D.
Bradley Stevens
B.Y.
Carl Brango
Carlton Frye
Carmen DeFebo
C.R.
Carolynn Roach
Charles Jenkins
C.F.
C.S.
Claude "Fast Eddie" Castle
D.S.
D.K.
D.M.
D.K.
David Krumpf
Debi Wood
Debra Watson
D.K.
D.C.
Donna French
Doverue Turner
Elva Parker
Evonia "Cher" Lattimore
Floyd Anthony
Frank Harper
Fred Patterson
Gary Norman
G.O.
Thomas Hilliard
Thomas Osborne

Gerald King
Glenn Rivers
Gordon Vanderburg
Granfort Rodgers
Gregory Coles
Harold Randolph
H.D.
H.H.
Helen Fraser
Ismael Nazario
James Myers
James Verner
J.W.
J.G.
James Shelton
Jamie Sheridan
Jay Gioffre
Jeffery Greene
Jeffrey Simmons
J.M.
Jimmy Jones
Jimmy Moses
Joann Reed
J.D.
J.F.
J.M.
Joseph Cyr
Joseph Massengale
Joseph Fike
J.W.
Joseph Banks
Joseph McPeak
J.D.
Julius Elliott
Kelly Winston
Kenneth Murphy
Kenneth Sharp
K.H.
Kevin McMonagle
John Drabick
Peter Costa

K.P.
Lawrence Mackey
Layla Askins
Lillian Ackerman
Liz Brennan
L.F.
Lois Maxwell
Lorraine Benson
L.A.
Lovey Hoskins
Londyn Washington
Maria Ramos
Marilyn Willis
Mark Jamison
Mark Savage
Maryanne Krzaczek
M.F.
Michael McGory
Michael Tucker
Michael Artise
M.T.
M.D.
M.G.
Michael Donohue
Mike "Red"
Morris Sampson
N.G.
Nathaniel Gibbs
Nava Saunders
Nicholas Dewald
O.O.
Penny Faniel
Peppi
Peter Mosebach
Phil Schultz
R.Y.
R.R.
Reynaldo Guadalupe
R.A.
Jeannie DePaola
Jesse Bowden

Richard Valentine
Robert Austin
Robert Cofoni
Robert Coles
Robert Chapman
Robert Deblasio
R.D.
Robert Vaughn
Robert "Bobby" Barnes
Robert Garahan
Robert Wexler
R.J.
Roberto Melendez-Gonzales
Roscoe Brodie
S.M.
Sounthone Soumphonphackdy
Stephanie Remmick
Sterling Lathen
Susan Rothwell
Tamyra Brown
T.G.
T.F.
Tyrone Gardner
Valiant Milbourne
Victor Moore
Victor Rodriguez
V.G.
Wayne Nesbitt
William Sanders
William Davenport
William Vickers
W.Z.
W.D.
W.P.
William Myers
Wydia Elliott
Yorrick Peary
Charles Bouges
Charles Reason
Cynthia Chavis
Izora Helton

Hallelujah Was Played

Reading of the Names



Waiting Their Turn to Stand

What I Learned From Homeless People



What I Learned From Homeless People



Remember Lillian

Remember Carmen

Remember Floyd, W.Z., and Valiant

Remember Mike “Red” and A.W.

Remember B.Y.



Remember Daniel



Remember Bobby



Remember James



Remember L.A.

Remember David

Remember Michael, M.G., and M.T.

Remember to Remember

Remember to Love

His fingers are a constant reminder.

Final Thoughts

What I Also Learned from Homeless People

Without making a sound making a sound!!

End!

The Presenting Story: Homeless People Die



Homelessness is very impersonal.

The Real Story: Homeless People Are Real Individuals Whose Friends Morn Their Loss



The Story-Within-The-Story: Everyone Looks The Same When They Grieve!







The Story-Within-The-Story: We Must All Be the Same After All!!







Photo Essay: What's the Right Split Between Photos and Words?

- The story defines the split, but most people prefer more images and less words… It's for you to decide.

- Examples where photos take the lead:

  - Almost all images- *"Shoes Giving Their Lives For The Cure."*

  - Sometimes it only takes one image- *"March For Our Lives- Am I Next?"*

“Shoes Giving Their Lives for the Cure”

Based on MuckFest, a fundraiser for the National Multiple Sclerosis Society

12 Images and 28 Words

Some of the images are poor!

“Lacing Up”

“Challenged Runner”

“Let The Muck Begin”

“Into The Air”



“Into The Abyss”

“Into The Water”

“Capsized”

“Beyond Recognition”

“No More”

“Triage”

“Some Recover”

“Some Are Lost”

“March For Our Lives: Am I Next?”

It only takes one image to tell this story!!

AM
I
NEXT
?
N.R.A.
© 2018 TGoldmanPhotography

Presenting the Story

- My stories are designed for the web, so I have to convert the story for a stand-up slide presentation… Will you convert your presentation to the web so that you can share- why not? Consider *“Adobe Spark”*- it’s a free and easy way to share.

- For stories that have few words, I may put the words into the slides as I did with the shoe story.

- When there are a lot of words I create a script that on an iPad… Sometimes viewers don’t like that but for the type of stories I do there’s too much to memorize and the words are precise- *I view a presentation as a performance!*

- Your presentation will be short and likely more weighted to images… perhaps memorize the words.

- *However you do your presentation, give the words and delivery as much care and planning as you do with the images in order to have a powerful presentation… This is hard, but the more you feel the story, the easier it will be!*

Final Thoughts

- My personal view: A successful image, story, photo essay is one in which the artist's intent is matched by the viewer's/ reader's experience. The viewer/reader can be anyone including the photographer/writer… *please yourself first!*

- Rules and conventions are fine, but confining… *make your own rules- that's how we grow!*

- Risky or safe story- which should you do? Either can lead to a great result… Stories should come from the heart, from YOUR heart- *feel the story- choose a story that matters to you!… Don't be afraid to fail- you will learn and that's a story as well!!*

One More Thing

Every picture tells a story…

Make it a novel!

Enjoy The Project!