So you want to compete, do you…

Why bother?

- Competition is a growth enhancer
- Compete against yourself, not against other photographers
- Learn from your successes and failures
- Take risks

What To Enter

- It's not so much a matter of what category, "Open" or "Assigned," as it is a matter of what you have ready to present.
  - "Assigned" must be relevant.
  - "Open" allows you to use your stockpile.
  - "Monochrome" means white and one color.
- The quality should be high.
- Seek critique opportunities.

Working Your Way Through The Entry Maze

Sizing Images

- CCCC requires a digital submission for both printed and projected images
- Whether you're entering prints or projected images, the images you submit can be no more than:
  - 1600 pixels in height for portrait oriented images
  - 1920 pixels in width for landscape oriented images

Sizing Images

- CCCC requires a digital submission for both printed and projected images
- Whether you're entering prints or projected images, the images you submit can be no more than:
  - 1600 pixels in height for portrait oriented images
  - 1920 pixels in width for landscape oriented images

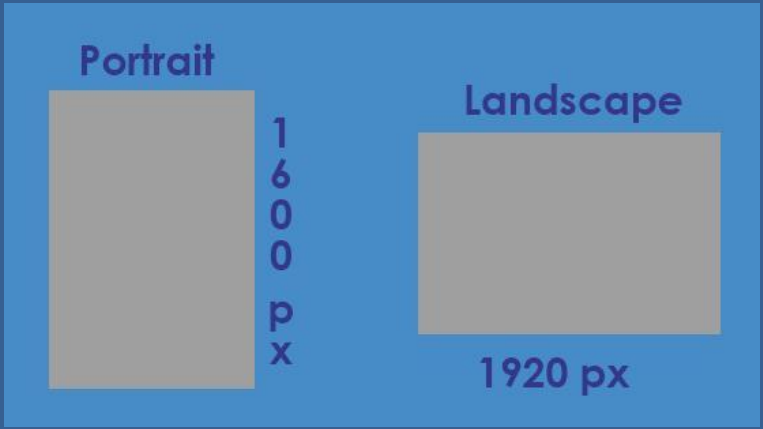

Moving Through The Website

AOL Mail (792) | AOL Mail (791) | chester county camera club - AOL Search Results | Chester County Camera Club

Chester County Camera Club

a community of photographers

Richard Greenwood Logout

Home | Meeting & Visitor Info | Schedule | News | Club Information | Competitions | Galleries | Competition Winners | My Account | Help | Contact Us

Shown are images from the recent competition.

Enjoy learning and sharing photography in a collaborative, educational, and fun atmosphere. The Club gathers and nurtures photographers of all levels — from beginner to professional.

Monthly Newsletter - Click here to see a copy of the most recent CCCC newsletter.

Upcoming Events:

Sunday, December 9. Print Critique Group. Dick Greenwood will host at his home.

Wednesday, December 12. Holiday Party at Uptown in West Chester. Be sure to rsvp to your evite!!

Wednesday, December 19. Mentor Meeting. Learn from your peers. Details here.

You can view all upcoming events on our schedule page.

Volunteer Photographers Needed – the club occasionally receives requests from non-profit organizations in the area requesting volunteer photographers. You can view these opportunities in our Volunteer Opportunities Discussion Forum. Subscribe to this forum to be notified of new opportunities.

Join Us:

Check out our Meeting & Visitor Info Tab for information on membership.

Guests are invited to attend two meetings before joining. Guests are always welcomed on club outings.

We meet at Westminster Presbyterian Church, 10 W Pleasant Grove Rd, West Chester, PA 19382. Here is map of the Church's location.

Remembering Cambados

Judy Smith
Honorable Mention
Open Color Projected - Basic

Chester County Camera Club

a community of photographers

Richard Greenwood Logout

Home | Meeting & Visitor Info | Schedule | News | Club Information | Competitions | Galleries | Competition Winners | My Account | Help | Contact Us

- Competition Results
- Submit Images to a Competition
- Vote on Competition Images

Shown are images from the recent competition.

Enjoy learning and sharing photography in a collaborative, educational, and fun atmosphere. The Club gathers and nurtures photographers of all levels — from beginner to professional.

Monthly Newsletter - Click here to see a copy of the most recent CCCC newsletter.

Upcoming Events:

Sunday, December 9. Print Critique Group. Dick Greenwood will host at his home.

Wednesday, December 12. Holiday Party at Uptown in West Chester. Be sure to rsvp to your evite!!

Wednesday, December 19. Mentor Meeting. Learn from your peers. Details here.

You can view all upcoming events on our schedule page.

Volunteer Photographers Needed – the club occasionally receives requests from non-profit organizations in the area requesting volunteer photographers. You can view these opportunities in our Volunteer Opportunities Discussion Forum. Subscribe to this forum to be notified of new opportunities.

Join Us:

Check out our Meeting & Visitor Info Tab for information on membership.

Guests are invited to attend two meetings before joining. Guests are always welcomed on club outings.

We meet at Westminster Presbyterian Church, 10 W Pleasant Grove Rd, West Chester, PA 19382. Here is map of the Church's location.

Beach Tree

Fiona Keyes
Third Place
Open Monochrome Projected - Basic

Chester County Camera Club

a community of photographers

Richard Greenwood Logout

Home | Meeting & Visitor Info | Schedule | News | Club Information | Competitions | Galleries | Competition Winners | My Account | Help | Contact Us

Submit Images to a Competition

Video: How to Submit Images to a Competition

Video: How to Create an Image Sequence

Current Competitions

Select the competition you wish to enter. If a competition has been closed for entries you will be able to display your images in the competition but you will be unable to change those entries.

☐ Include closed competitions

You may click on a heading to sort by that column.

	Competition Date	Prints	Competition Title	Competition Type	Close Date/Time
Select	Wednesday, December 12, 2018		Holiday Party 0 of the 2 allowed entries were submitted.	Holiday Party	Sunday, December 9, 2018 11:59 PM EST

This website is hosted by Visual Pursuits, a service provided by Software Pursuits, Inc.

Submit Images to a Competition

Video: How to Submit Images to a Competition

Video: How to Create an Image Sequence

Competition: Holiday Party

Competition Date: Wednesday, December 12, 2018

Competition Type: Holiday Party

Competition maximum pixel width for images: 1920
Competition maximum pixel height for images: 1600
Note: The Image Resolution (pixels per inch or centimeter) does not matter and is never used. If you submit an image larger than the system maximum size of 3840x2160 pixels, your image will resized to conform with the system limits. Uploads larger than 10MB will result in an error.

If your image might be used in multiple competitions with different size limits, upload an image large enough for any of the possible competitions. Images will be re-sized down to the maximum allowed by a competition when viewed for judging. Resizing is done using high quality bicubic interpolation.

Submissions will be automatically converted to an sRGB profile when displayed on this website. The Image Competition Manager program properly handles embedded profiles.

Maximum title length: 50 characters.
Image Sequences are not permitted.

Competition Definition

Submit one or two of your favorite Seasonal images that celebrate Christmas, Hanukkah, Kwanzaa, Diwali, New Year's Eve or just Winter! Images will be voted on at the Holiday Party

Images you entered into this Competition

You have entered 0 of the 2 images you are allowed to enter into this competition.

You have not entered any images to this competition.

Upload Images into the Competition | Add Images from my Image Library

Upload Images

Instructions and Restrictions on Uploading Images

Information on Optional File Name Formats

Video: How to Submit Images to a Competition

Video: How to Create an Image Sequence

Use the "Select" button below to select one or more files to upload. On most browsers you can also drag and drop files onto the Select button. Use the "Select" button to add additional files. The upload process will start with each file as soon as you use the Select button. When all the files have been uploaded, as indicated by the green dot by each file name, click the "Save Images" button below.

Please only upload only your own images. You will become the author of any images you upload and your images will be marked with your copyright. Do not upload duplicate images. Instead, reference your existing image in your Image Library.

After your images are uploaded into your library, references to those images will be automatically entered into your Competition.
Competition Title: Holiday Party
Competition Date: Wednesday, December 12, 2018
Competition Type: Holiday Party

You have already entered 0 of the 2 images permitted for this competition.

Select

Return to Competition without submitting

Save Images and Proceed to Edit Page

Upload Images

Instructions and Restrictions

Information on Optional File N

Video: How to Submit Images

Video: How to Create an Imag

Use the "Select" button below t
browsers you can also drag and
button to add additional files. T
you use the Select button. Whe
the green dot by each file name

Please only upload only your
images you upload and your
upload duplicate images. Inst
Library.

After your images are uploaded into your library, references to those images will be automatically entered into your Competition.

Competition Title: Holiday Party
Competition Date: Wednesday, December 12, 2018
Competition Type: Holiday Party

You have already entered 0 of the 2 images permitted for this competition.

Select

Return to Competition without submitting

Save Images and Proceed to Edit Page

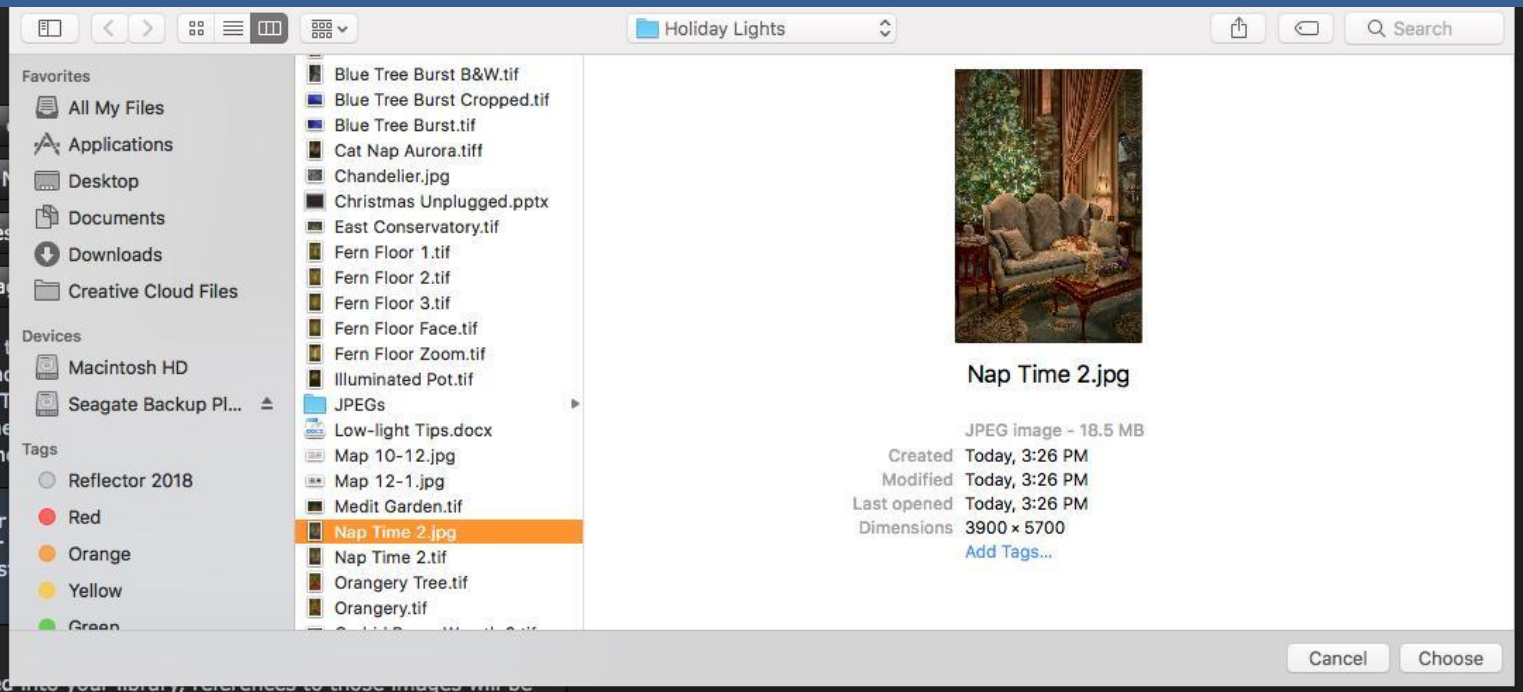

Upload Images

Instructions and Restrictions on Uploading Images

Information on Optional File Name Formats

Video: How to Submit Images to a Competition

Video: How to Create an Image Sequence

Use the "Select" button below to select one or more files to upload. On most browsers you can also drag and drop files onto the Select button. Use the "Select" button to add additional files. The upload process will start with each file as soon as you use the Select button. When all the files have been uploaded, as indicated by the green dot by each file name, click the "Save Images" button below.

Please only upload only your own images. You will become the author of any images you upload and your images will be marked with your copyright. Do not upload duplicate images. Instead, reference your existing image in your Image Library.

After your images are uploaded into your library, references to those images will be automatically entered into your Competition.
Competition Title: Holiday Party
Competition Date: Wednesday, December 12, 2018
Competition Type: Holiday Party

You have already entered 0 of the 2 images permitted for this competition.

● Nap Time 2.jpg ×Remove

Select

Return to Competition without submitting

Save Images and Proceed to Edit Page

Title:

Nap Time 2

English Spell Check

Image Id=9579451, 1478x2160 , f5, ISO: 500, Created: 2016-01-07 NIKON D800E, 28mm

☑ Allow Public Display

Author's Image Id: CAT NAP

This is a field for the author's use only to help identify the image within the author's collection.

Image Id: 6778054
Cataloged: 2016-12-06
Size: 1095x1600

☐ Delete

☐ Skip

Images you entered into this Competition

You have entered 1 of the 2 images you are allowed to enter into this competition.

Nap Time 2
Image Id=9579451

Edit Image Data or Replace Image

Delete from Competition and Image Library

Remove from Competition, Keep in Image Library

Upload Images into the Competition

Add Images from my Image Library

Print Labels for Print Submissions

Return to Competition List

Competing With Projected Images

- Size is the same as as we talked about earlier, but once you've submitted the file you're done.

Competing With Prints

- Any size, up to 16” by 20” is acceptable, but that is total entry size.
- Just my humble opinion, but I always go with a large print on a 16x20 board (my prints are usually 12x16, which allows for 2” of board to surround image or 2” of mat to be used.)
- Mat or mount is presenter’s discretion.

What Your Print Should Look Like



The thin white line surrounding the image is there to give separation. It's approximately 3/16" wide. It should not be thicker.

What Your Entry Should Look Like



When mounted on a 16”x20” board--I use inexpensive Bainbridge Board, which is available in most art supply stores—the image looks like this.

Does your print entry have to be 16”x20”?

- NO! – If you wanted, you could submit a postage stamp-sized print and a pinhead sized electronic image.
- Why you would want to do such a thing defies explanation, but you could still do it.

Please note that the screen examples shown in this presentation do not include an allowance for print submissions. When you submit your entry, read carefully and only submit to the category, *Print* or *Projected*, that you desire to enter.

If you have any questions regarding this presentation, email me at
rdgreenwood@verizon.net